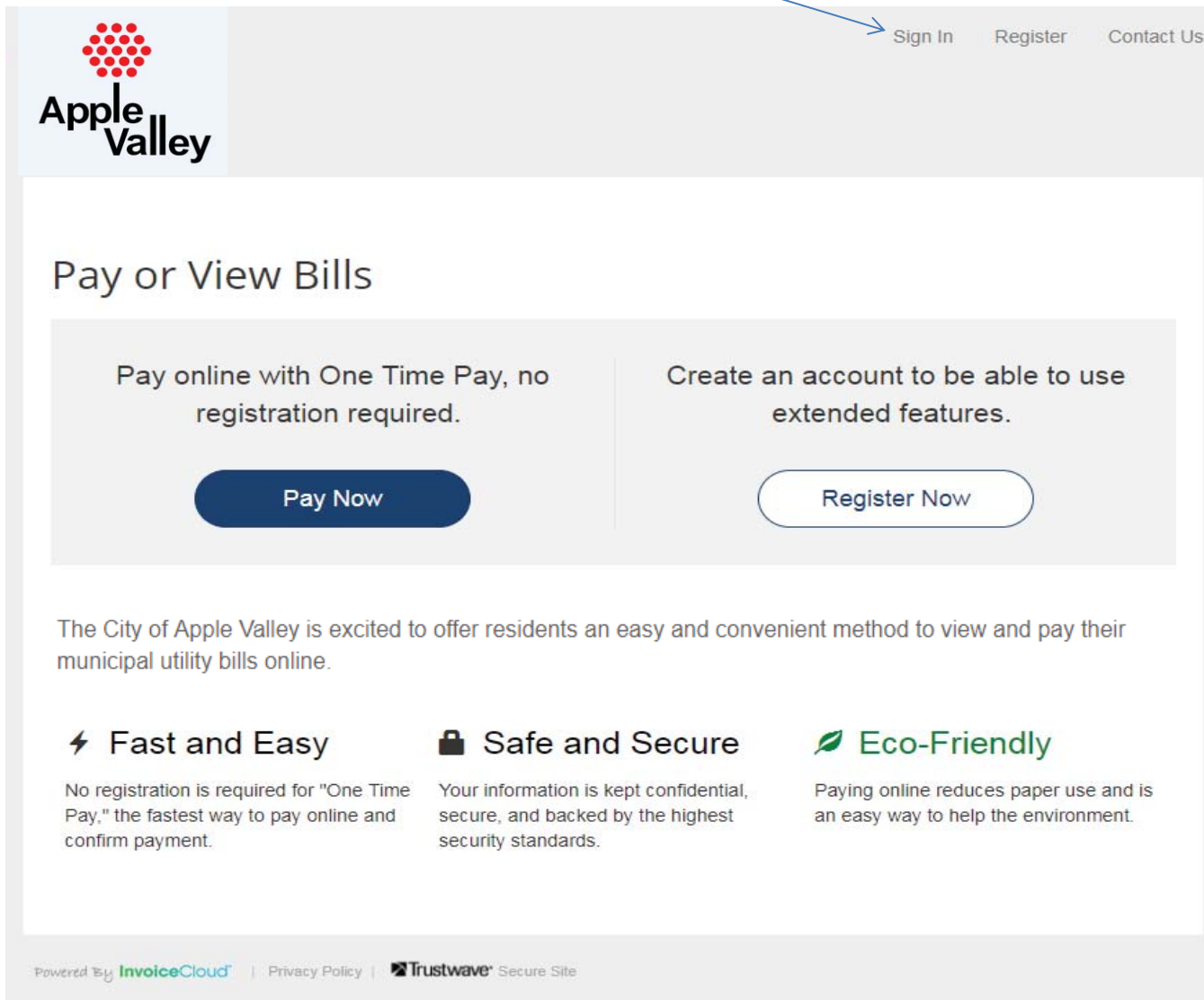



## Make a One-Time Payment (if already Registered):

If you're already registered, click on "[Sign In](#)".



 [Sign In](#) [Register](#) [Contact Us](#)

### Pay or View Bills

Pay online with One Time Pay, no registration required.

[Pay Now](#)

Create an account to be able to use extended features.

[Register Now](#)

The City of Apple Valley is excited to offer residents an easy and convenient method to view and pay their municipal utility bills online.

- ⚡ Fast and Easy**  
No registration is required for "One Time Pay," the fastest way to pay online and confirm payment.
- 🔒 Safe and Secure**  
Your information is kept confidential, secure, and backed by the highest security standards.
- 🌿 Eco-Friendly**  
Paying online reduces paper use and is an easy way to help the environment.

Powered by [InvoiceCloud](#) | [Privacy Policy](#) | [Trustwave](#) Secure Site

Enter in your Email Address, your Invoice Cloud Password, and the Secure Code shown on your screen:

The screenshot shows the Apple Valley website's sign-in and registration interface. At the top left is the Apple Valley logo, and at the top right is a 'Contact Us' link. The page is divided into two main sections: 'Sign In' on the left and 'Register' on the right. The 'Sign In' section contains three input fields: 'Email Address \*', 'Invoice Cloud Password \*', and 'Secure Code \*'. A 'Sign In' button with a right-pointing arrow is located below these fields. A 'Forgotten Password?' link is positioned below the button. The 'Register' section features a heading, a paragraph explaining that new users need an account for extended features, a bulleted list of features, and a 'Register Now' button with a right-pointing arrow. Below the button, there are two lines of text: 'You may reach us at' and 'You may email your questions at'. At the bottom of the page, there is a footer with the text 'Powered by InvoiceCloud | Privacy Policy | Trustwave Secure Site'. Three blue arrows originate from the text at the top of the page and point to the 'Email Address', 'Invoice Cloud Password', and 'Secure Code' input fields respectively.

Apple Valley


Contact Us


### Sign In

**Email Address \***  
Email Address

**Invoice Cloud Password \***  
Password

**Secure Code \***  
Secure Code

**BRNAF** 


Sign In 

Forgotten Password?

### Register

If you are a first time user, you will need to create an account to be able to use extended features such as:

- Review Invoice History
- Review Payment History
- Schedule Automatic Payments
- Pay With Previously Saved Remittance Information

Register Now 

You may reach us at  
You may email your questions at

Powered by InvoiceCloud | Privacy Policy | Trustwave Secure Site

Click on "Pay my invoices"

The screenshot shows the Apple Valley account dashboard. At the top left is the Apple Valley logo. The top navigation bar includes a home icon, 'My Account', 'My Profile', 'Support', and a refresh icon. The main heading is 'Your Account at a glance'. Below this is a section titled 'I want to...' containing a prominent 'Pay my invoices' button with a right-pointing arrow. Below the button are several links: 'View my payment history', 'View my scheduled payment history', 'Manage my AutoPay settings', 'Manage my Paperless settings', and 'Update my account information'. To the right of this section is a 'Services' list with three items: 'AutoPay' (with an 'EDIT' link), 'Paperless' (with a green checkmark), and 'Pay By Text' (with an 'EDIT' link). Below the 'I want to...' section are four more sections: 'Recent Open Invoices' (with a table showing one invoice), 'Recent Closed Invoices' (with a table showing two dates), 'Recent Payments' (with a table showing one payment), and 'Upcoming Scheduled Payments' (with the text 'No history available'). The footer contains 'Powered by InvoiceCloud', 'Privacy Policy', and 'Trustwave Secure Site'.

Apple Valley

My Account My Profile Support

### Your Account at a glance

I want to...

[Pay my invoices](#)

- [View my payment history](#)
- [View my scheduled payment history](#)
- [Manage my AutoPay settings](#)
- [Manage my Paperless settings](#)
- [Update my account information](#)

#### Services

- [AutoPay](#) [EDIT](#)
- [Paperless](#) ✓
- [Pay By Text](#) [EDIT](#)

#### Recent Open Invoices

Invoice Date	Due On	Balance Due
10/6/2017	11/3/2017	\$98.61

#### Recent Closed Invoices

Invoice Date	Account #
7/7/2017	
4/7/2017	

#### Recent Payments

Payment Date	Account #	Amount
7/24/2017		\$95.02

#### Upcoming Scheduled Payments

No history available

Powered by InvoiceCloud | Privacy Policy | Trustwave Secure Site

Check the “Select” box related to the outstanding invoice, then click “Pay Selected”

**Apple Valley**

Home My Account My Profile Support

## Open Invoices

Filter by Account Filter by Invoice Type Filter by Date Filter by Amount

Water, Sewer, Storm Drainage, Streetlights All Dates All Amounts

This Month \$0.00 - \$100.00  
Last Month \$100.01 - \$250.00  
Last 3 Months \$250.01 - \$500.00  
Last 6 Months \$500.01 - \$1000.00  
Last 12 Months \$1000.01 +

Select	Invoice	Invoice Date	Balance Due	
<input checked="" type="checkbox"/>	<b>Due in 23 days</b> Account # Water, Sewer, Storm Drainage, Streetlights	10/6/2017	<b>\$98.61</b>	<a href="#">View Invoice</a> <a href="#">Payment History</a> <a href="#">Adjustment History</a> <a href="#">Scheduled Payment History</a> <a href="#">Refresh History</a>

**Pay Selected** >

Powered by InvoiceCloud | Privacy Policy | Trustwave Secure Site

Choose to either “Pay Today” or “Schedule a Payment” for a future date, then click “Proceed to Checkout”

## When would you like to pay? x

**Pay Today** ★

You may make a One Time Payment that will process Today. Payments are real-time and will be applied to your Invoice instantly.

**Schedule a Payment**

You may schedule a One Time Payment for a date in the future, beginning as soon as tomorrow. Please select a date below to get started.

**Proceed to Checkout** >

Select your payment account (bank account or credit card). Select to either "Pay Full Invoice" or "Pay Other Amount", then click "Continue to Payment Information".

Apple Valley

Contact Us

Payment Options | Payment Information | Review Payment

### How would you like to pay?

MasterCard ending in

### How much would you like to pay?

Pay Full Invoice \$98.61

Pay Other Amount

Continue to Payment Information >

#### Payment Summary

Invoice #	Amount
<a href="#">View</a>	\$98.61
<hr/>	
SUBTOTAL	\$98.61
<hr/>	
GRAND TOTAL	\$98.61

Cancel Payment

Any applicable service fees and/or discounts will be displayed before processing your payment

Powered by InvoiceCloud | Privacy Policy | Trustwave Secure Site

Review your Information, and then click “Process Payment”.

**Apple Valley** Contact Us

Payment Options    Payment Information    **Review Payment**

## Review your Information

**Your Credit Card** [Edit](#)      **Billing Address**

XXXXXXXXXXXX  
2 / 2020

Send me Pay by Text messages for future invoices

I would like to sign up for Paperless

Yes, I want to reduce clutter and save paper. I understand that at any time, I can print out my bill and/or decide to receive paper bills by editing my online profile. Please select the Invoice Types you wish to go Paperless for.

Account	Email Address	Go Paperless?
XXXXXXXXXX	<input type="text"/>	<input checked="" type="checkbox"/> Water, Sewer, Storm Drainage, Streetlights

*In order to complete your enrollment, you must verify receipt of the Paperless Registration Information email which will be sent to your email address on record for each Invoice Type selected.*

### Payment Summary

Invoice #	Amount
XXXXXXXXXX - <a href="#">View</a>	\$98.61
<b>SUBTOTAL</b>	\$98.61
<b>SERVICE FEE *</b>	+ \$0.00
<b>GRAND TOTAL</b>	<b>\$98.61</b>

[Process Payment \\$98.61](#)

[Cancel Payment](#)

Payer agrees to the [Invoice Cloud Payer Terms and Conditions](#)

\* If you have a question on the bill, please contact [XXXXXXXXXX](#)